



PRODUCT CATALOG

TEC Technical
Solutions

Thermoelectric Product



ABOUT US

Guangdong Fuxin Technology Co., Ltd is a national high-tech enterprise of thermoelectric technology was established on 2003, integrating R&D, production, sales and service. The company devotes to Thermoelectric Cooling Technology (TEC), Thermoelectric Power Generation Technology (TEG), and product development. The main business of Fuxin is the manufacturer of thermoelectric components, thermoelectric systems and thermoelectric applications like wine coolers, refrigerators, ice cream makers, heating & cooling mattresses, beer coolers, dehumidifiers, milk coolers and etc. In May 2009, the company R&D center was identified as the provincial Enterprise Technology Center of Guangdong Province. And in November 2016, the company was identified as the Thermoelectric Technology and Applied Engineering Technology Research Center of Guangdong Province. The company has deeply technical cooperation with Hebei University of Science & Technology and Research institutes in thermoelectric of Wuhan University of Technology.

The company gross area is approximately 60000 square meters, consists of Products Division, Thermoelectric Modules Division, Thermoelectric System Division, and Accessory Division. So it has a complete industrial chain from the research, manufacturing and sales of thermoelectric cooling modules, thermoelectric cooling system and thermoelectric products. The company has the production capacity of 12 million pcs of thermoelectric modules, 6.2 million pcs of thermoelectric systems, and 1.65 million pcs of thermoelectric products. The annual sales value of the company is around 620 million Yuan RMB. In addition, the company has a 420 square meters of high-tech man-machine interactive technology experience hall, from the thermoelectric components, systems to finished products, all integrated with high-tech elements, let you feel the charm of thermoelectric technology.

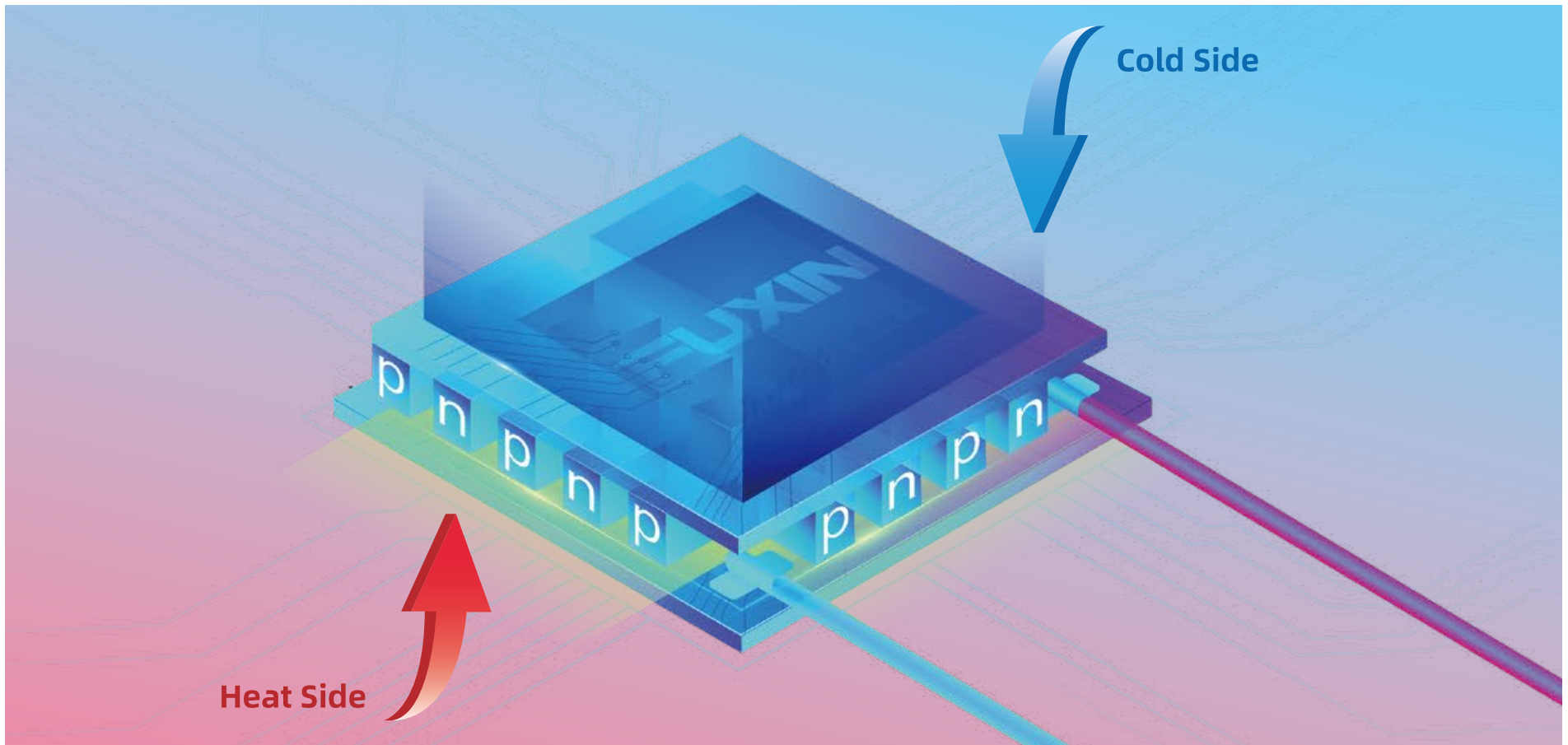
TABLE OF CONTENT

About us	2
Technical Introduction	4 - 5
Wine Cooler	
- DOE Approval Wine Cooler	6 - 7
- ERP Approval Wine Cooler	8 - 9
- Single Zone Wine Cooler	10 - 13
- Dual Zone Wine Cooler	14 - 15
Cigar Humidor	16 - 17
Wine Preserver	18
Cosmetic Cooler	19
Silent Bar Fridge	20 - 21
Bar Fridge	22 - 23
Retro Bar Fridge	24 - 25
Ice Cream Maker	26 - 29
Dehumidifier	30 - 31
Heating & Cooling Sleeping Mattress	32 - 33
New Launch	34 - 35

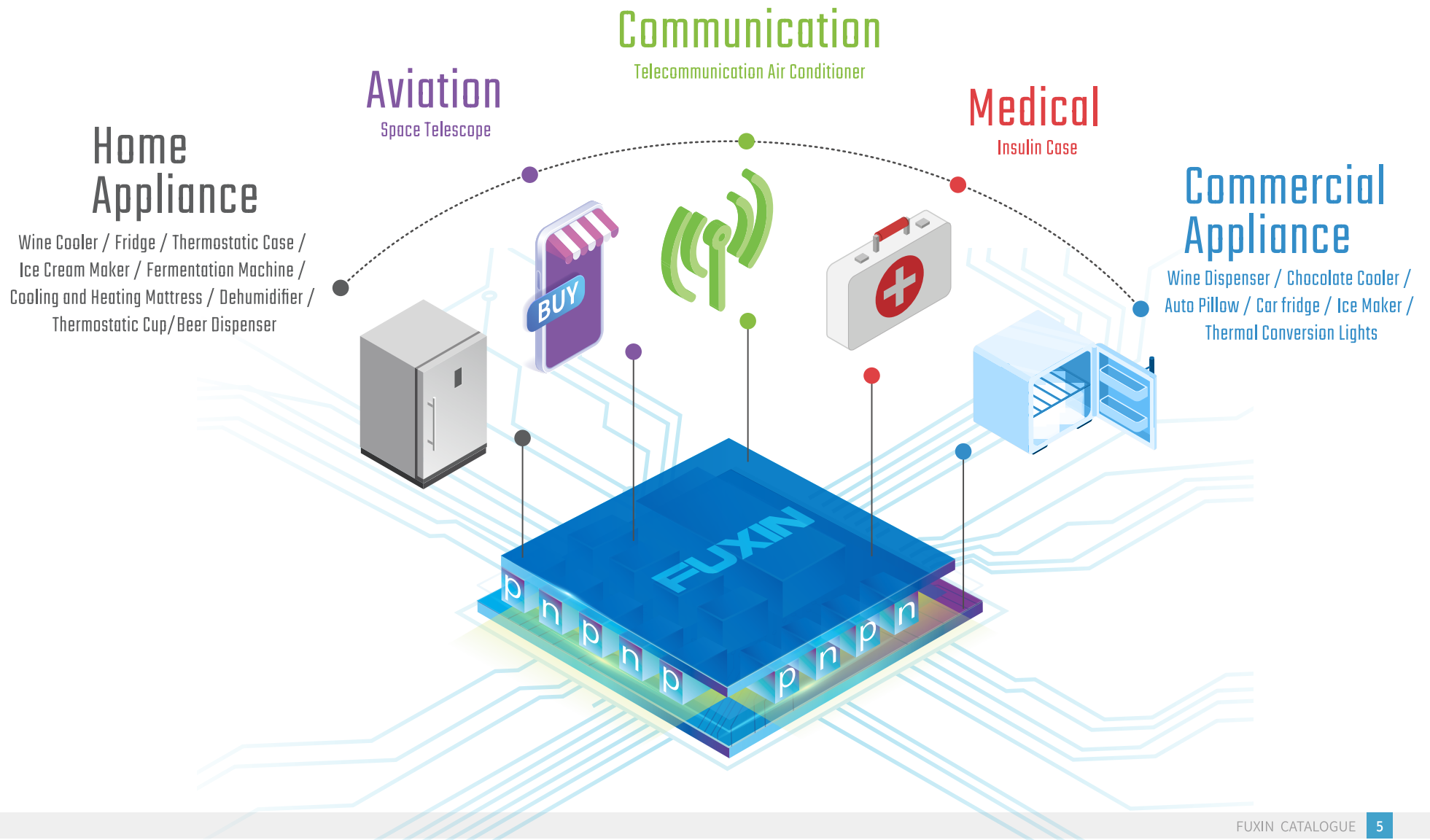
Core Technology Introduction

The thermoelectric cooling system, also called Peltier Effect, is a solid-state method of heating transfer through dissimilar (P shape & N shape) semiconductor materials. The complete system includes a semiconductor module (P shape & N shape semiconductor clamped with two ceramic chips), an internal and an external heat exchanger. To obtain higher energy efficiency , low -speed-and-noise fans are fitted with heat exchangers.

During operation, direct current goes through the semiconductor module which causes heat to be transferred from inside (the endothermic joint). The heat is removed from an insulated space which results in an ideal cooling compartment.



Technology Application Areas





DOE Approval Wine Cooler

DOE approved models, no vibration, low noise, energy-efficient and CFC-FREE.



6 **JC-16B**
16L JC-16BGM / JC-16BF

274x398x521 / 333x457x578 mm
100-240V ~ 50Hz/60Hz / 50W
46-66°F
9 / 10.5 kg
354 / 722 / 805



8 **JC-23B**
23L JC-23BM / JC-23BF

274x486x521 / 333x548x578 mm
100-240V ~ 50Hz/60Hz / 60W
46-66°F
10.6 / 12.8 kg
288 / 592 / 676



8 **JC-23SC**
23L JC-23SCPX / JC-23SCPMXW

252x450x515 / 300x510x555 mm
110-120V ~ 50/60Hz / 65W
46-66°F
10.3 / 12.3 kg
354 / 738 / 838



12 **JC-33SC**
33L JC-33SCPX / JC-33SCPMXW

252x610x515 / 300x670x555 mm
110-120V ~ 50/60Hz / 65W
46-66°F
11.8 / 14.1 kg
272 / 560 / 640



12 **33L** **JC-33B**
JC-33BMS / JC-33BFS

274x674x521 / 345x746x586 mm
100-240V ~ 50Hz/60Hz / 65W
46-66°F
14.2 / 17.2 kg
201 / 405 / 472



18 **53L** **JC-53B**
JC-53BGM / JC-53BFD

274x966x515 / 345x1042x590 mm
110-120V ~ 50/60Hz / 100W
Up: 54-66°F / Down: 46-66°F
21.7 / 26.3 kg
139 / 278 / 335



20 **48L** **JC-48SFPLXW**

400x554x522 / 447x620x557mm
100-240V ~ 50Hz/60Hz / 65W
46-66°F
14.9 / 16.8Kg
197 / 401 / 447



6 **16L** **JC-16C**
JC-16CPX / JC-16CPMXW

252x360x515 / 295*425*548 mm
110-120V ~ 50/60Hz / 45W
46-66°F
7.9 / 9 kg
445 / 917 / 1035

Model

Net Volume / Model

Unit / Packing Dimension (W x H x D)
Voltage / Frequency / Power Input
Temperature Range
NW/GW
Loading Quantity 20' / 40GP / 40HQ



12 **32L** **JC-33SAPXW**

355x480x503 / 415x530x553 mm
110-120V ~ 50/60Hz / 65W
46-66°F
12.2 / 14.5 kg
245 / 495 / 570



16 **45L** **JC-45APMXW**

252x830x515 / 302x905x557 mm
110-120V ~ 50/60Hz / 100W
46-66°F
17 / 19.5 kg
185 / 402 / 428



16 **45L** **JC-45DPMXW**

252x830x515 / 302x905x557 mm
110-120V ~ 50/60Hz / 90W
Up: 54-66°F / Down: 46-66°F
17 / 19.5 kg
185 / 402 / 428



18 **53L** **JC-53APMXW**

252x930x515 / 302x1005x557 mm
110-120V ~ 50/60Hz / 100W
46-66°F
18.9 / 20.1 kg
176 / 365 / 412



18 **53L** **JC-53DPMXW**

252x930x515 / 302x1005x557 mm
110-120V ~ 50/60Hz / 90W
Up: 54-66°F / Down: 46-66°F
18.9 / 22.2 kg
176 / 365 / 412



ERP Approval Wine Cooler

ERP approved models, no vibration, low noise, energy-efficient and CFC-FREE.



JC-16BGM01
6 16L

274x398x521 / 333x457x578 mm
100-240V ~ 50Hz/60Hz / 50W
8-18°C
9.5 / 10 kg
354 / 722 / 805



JC-53AMU
18 53L

273x966x515 / 345x1047x586 mm
220 ~ 50/60Hz / 80W
Up: 8-18°C/ Down: 5-18°C
21.93 / 24.13 kg
139 / 280 / 334



JC-23BM-1
8 **23L**

274x486x521 / 333x548x578 mm
100-240V ~ 50Hz/60Hz / 40W
5-18°C
11.64 / 13.6 kg
288 / 592 / 676



JC-23U
8 **23L** JC-23UPFW / JC-23UPMW

252x460x504 / 300x521x555 mm
100-240V ~ 50Hz/60Hz / 45W
12-18°C
11.1 / 13.1 Kg
360 / 739 / 838



JC-33U
12 **33L** JC-33UPFW / JC-33UPMW

252x615x507 / 300x675x555 mm
100-240V ~ 50Hz/60Hz / 50W
12-18°C
11.7 / 13.9 Kg
270 / 555 / 622



JC-48U
18 **48L** JC-48UPFW / JC-48UPMW

355x648x505 / 411x705x556 mm
100-240V ~ 50Hz/60Hz / 50W
12-18°C
14.8 / 16.9 Kg
189 / 382 / 430



JC-65UPFW
28 **65L**

460x740x517 / 535x805x602 mm
220-240V ~ 50/60Hz / 90W
12-18°C
18.7 / 22.8 kg
107 / 222 / 272



JC-23UPM2W(Cellar)
8 **23L**

252x460x504 / 300x521x555 mm
100-240V ~ 50Hz/60Hz / 45W
8-14°C
10.2 / 12.2 Kg
360 / 739 / 838



JC-33UPM2W(Cellar)
12 **33L**

252x615x504 / 300x675x555 mm
100-240V ~ 50Hz/60Hz / 50W
8-14°C
11.4 / 13.6 Kg
270 / 555 / 622



JC-48UPM2W(Cellar)
18 **48L**

355x635x502 / 411x705x556 mm
100-240V ~ 50Hz/60Hz / 50W
8-14°C
14 / 16.1 Kg
189 / 382 / 430

Model

Net Volume / Model

Unit / Packing Dimension (W x H x D)
Voltage / Frequency / Power Input
Temperature Range
NW/GW
Loading Quantity 20' / 40GP / 40HQ

Model

Net Volume / Model

Unit / Packing Dimension (W x H x D)
Voltage / Frequency / Power Input
Temperature Range
NW/GW
Loading Quantity 20' / 40GP / 40HQ



Single Zone Wine Cooler

No vibration, constant temperature and humidity is perfect for the red wine storage.



6 **JC-16C**
16L JC-16CP / JC-16CPRFW / JC-16CPMW

252x360x575 / 295x425x548 mm
110/220V ~ 50/60Hz / 50W
8-18°C
7.3 / 8.6 Kg
425 / 917 / 1002
Flat Glass Door / Curve Glass Door



8 **JC-23C**
23L JC-23C1P / JC-23CPRFW / JC-23CPMW

252x458x515 / 300x510x555 mm
110/220V ~ 50/60Hz / 50W
8-18°C
8.9 / 11 Kg
354 / 738 / 838
Flat Glass Door / Curve Glass Door



8 **JC-23B**
23L JC-23B1PFW / JC-23B1P

410x273x525 / 460x330x570 mm
110/220V ~ 50/60Hz / 50W
8-18°C
8.3 / 10.2 Kg
356 / 712 / 830
Full Glass / Plastic Frame

Model

Net Volume / Model

Unit / Packing Dimension (W x H x D)
Voltage / Frequency / Power Input
Temperature Range
NW/GW
Loading Quantity 20'/40GP/40HQ
Door



10 **JC-26B**
26L JC-26BPFW / JC-26BPRFW / JC-26BPMW

252x515x524 / 300x590x555 mm
110/220V ~ 50/60Hz / 50W
10-18°C
10.5 / 12.3 Kg
315 / 642 / 730
Flat Glass Door / Curve Glass Door



12 **JC-33C**
33L JC-33CP / JC-33CPRFW / JC-33CPMW

252x616x515 / 300x670x555 mm
110/220V ~ 50/60Hz / 50W
12-18°C
11.2 / 13.5 Kg
272 / 560 / 640
Flat Glass Door / Curve Glass Door



18 **JC-48**
48L JC-48BPFW / JC-48BPMW / JC-48BPEW

355x648x511 / 411x705x556 mm
110/220V ~ 50/60Hz / 70W
12-18°C
14.8 / 16.4 Kg
168 / 358 / 425
Black Plastic / Stainless steel

Model

Net Volume / Model

Unit / Packing Dimension (W x H x D)
Voltage / Frequency / Power Input
Temperature Range
NW/GW
Loading Quantity 20'/40GP/40HQ
Door

Model

Net Volume / Model

Unit / Packing Dimension (W x H x D)
Voltage / Frequency / Power Input
Temperature Range
NW/GW
Loading Quantity 20'/40GP/40HQ



JC-12G
4 12L

168x452x510 / 220x520x560 mm
110/220V ~ 50/60Hz / 50W
8-18°C
7.3 / 9.1 Kg
476 / 972 / 1083



JC-14AFW
4 14L

409x460x288 / 460x555x348 mm
110/220V ~ 50/60Hz / 50W
12-18°C
9.5 / 11.8 kg
346 / 707 / 800



JC-28APFW
12 28L

400x383x512 / 450x425x563 mm
110/220V ~ 50/60Hz / 50W
12-18°C
10.2 / 12.7 kg
273 / 555 / 643



JC-28SFW
12 28L

400x383x512 / 450x425x563 mm
110/220V ~ 50/60Hz / 75W
8-18°C
10.8 / 13.3 kg
273 / 555 / 643



JC-33A
12 33L JC-33APFW / JC-33APEW

355x483x503 / 415x530x553 mm
110/220V ~ 50/60Hz / 50W
12-18°C
11.2 / 13.2 Kg
245 / 495 / 570
Black Plastic / Stainless steel



JC-33SCPFW
12 33L

252x616x515 / 300x670x555 mm
110/220V ~ 50/60Hz / 75W
8-18°C
11.7 / 13.9 Kg
272 / 560 / 640



JC-46CPFW
16 46L

435x510x480 / 495x550x540 mm
110/220V ~ 50/60Hz / 70W
12-18°C
13.8 / 15.2 Kg
176 / 368 / 456



JC-46SPFW
16 46L

435x510x480 / 495x550x540 mm
110/220V ~ 50/60Hz / 75W
8-18°C
14.8 / 16.6 Kg
176 / 368 / 456

Model

Net Volume / Model

Unit / Packing Dimension (W x H x D)
Voltage / Frequency / Power Input
Temperature Range
NW/GW
Loading Quantity 20'/40GP/40HQ
Door



JC-48SBPFW
18 **48L**

355x648x513 / 411x705x556 mm
110/220V ~ 50/60Hz / 75W
8-18°C
15.2 / 16.9 Kg
168 / 358 / 425



JC-48SFFW
20 **48L**

400x554x522 / 447x620x557 mm
110/220V ~ 50/60Hz / 75W
12-18°C
14.4 / 16.3 Kg
188 / 395 / 446



JC-53AFW
18 **53L**

252x948x515 / 302x1005x557 mm
110/220V ~ 50/60Hz / 100W
12-18°C
18 / 20.1 Kg
176 / 365 / 412



JC-65B
28 **65L** JC-65BFW / JC-65EW

460x738x520 / 510x780x570 mm
110/220V ~ 50/60Hz / 70W
12-18°C
19 / 21.2 Kg
132 / 275 / 304
Black Plastic / Stainless steel



JC-65SFW
28 **65L**

460x738x520 / 510x780x570 mm
110/220V ~ 50/60Hz / 75W
12-18°C
19 / 21.2 Kg
132 / 275 / 304



JC-78BPFW
32 **78L**

400x848x515 / 457x892x562 mm
110/220V ~ 50/60Hz / 100W
12-18°C
23.6 / 27 Kg
119 / 251 / 289



JC-118SFW
36 **118L**

460x1025x515 / 510x1060x570 mm
110/220V ~ 50/60Hz / 120W
10-18°C
30.3 / 33.5 Kg
88 / 184 / 225



JC-118SEFW
36 **121L**

460x1025x515 / 510x1060x570 mm
110/220V ~ 50/60Hz / 120W
10-18°C
31.1 / 34.3 Kg
88 / 184 / 225

Model

Net Volume / Model

Unit / Packing Dimension (W x H x D)
Voltage / Frequency / Power Input
Temperature Range
NW/GW
Loading Quantity 20' / 40GP / 40HQ
Door

Model

Net Volume / Model

Unit / Packing Dimension (W x H x D)
Voltage / Frequency / Power Input
Temperature Range
NW/GW
Loading Quantity 20' / 40GP / 40HQ



Dual Zone Wine Cooler

Dual zone is your best choice for red & white wines in one wine cooler.



JC-33D
12 33L

Model:

JC-33DPFW / JC-33DPRFW / JC-33DPMW

Unit / Packing Dimension (W x H x D):
255x660x515 mm / 297x710x553 mm

Temperature Range:
Up: 12-18°C / Down: 6-18°C

Voltage / Frequency:
110/220V ~ 50/60Hz

Loading Quantity 20'/40GP/40HQ:
248 / 518 / 600

Power Input:
100W

NW/GW:
13.7/16.3kg



16 **45L** **JC-45D**
JC-45DPFW / JC-45DPRFW

252x840x515 / 340x915x615 mm
110/220V ~ 50/60Hz / 100W
Up: 12°C-18°C / Down: 8°C-18°C
16.5 / 18.6 Kg
145 / 301 / 344
Flat Glass Door / Curve Glass Door



18 **53L** **JC-53D**
JC-53DPFW / JC-53DPRFW / JC-53DPMW

252x948x515 / 302x1005x557 mm
110/220V ~ 50/60Hz / 100W
Up: 12°C-18°C / Down: 8°C-18°C
17 / 21 Kg
171 / 361 / 408
Flat Glass Door / Curve Glass Door



18 **48L** **JC-48D**
JC-48DPFW / JC-48DPMW

355x645x511 / 411x705x556 mm
110/220V ~ 50/60Hz / 100W
Up: 12°C-18°C / Down: 8°C-18°C
15.3 / 17.1 Kg
168 / 356 / 423

Model

Net Volume / Model

Unit / Packing Dimension (W x H x D)
Voltage / Frequency / Power Input
Temperature Range
NW/GW
Loading Quantity 20'/40GP/40HQ
Door



24 **68L** **JC-68D**
JC-68DPFW / JC-68DPMW

355x840x511 / 445x920x600 mm
110/220V ~ 50/60Hz / 100W
Up: 12°C-18°C / Down: 8°C-18°C
19 / 24.6 Kg
113 / 232 / 262



32 **78L** **JC-78DPFW**

400x848x515 / 485x920x610 mm
110/220V ~ 50/60Hz / 100W
Up: 12°C-18°C / Down: 8°C-18°C
21 / 29 Kg
108 / 218 / 238



36 **118L** **JC-118D**
JC-118SDFW1 / JC-118SDEFW1

460x1025x515 / 510x1055x570 mm
110/220V ~ 50/60Hz / 120W
Up: 12°C-18°C / Down: 8°C-18°C
30.6 / 33.8 Kg
88 / 184 / 225

Model

Net Volume / Model

Unit / Packing Dimension (W x H x D)
Voltage / Frequency / Power Input
Temperature Range
NW/GW
Loading Quantity 20'/40GP/40HQ



Cigar Humidor

DOE approved models, no vibration, low noise, energy-efficient and CFC-FREE.

JC-33APEW

33L

Unit / Packing Dimension (W x H x D):
355x480x495 / 415x530x553 mm

Voltage / Frequency / Power Input:
110/220V ~ 50/60Hz / 50W

Temperature Range:
12-23°C (54-74°F)

NW/GW:
11.8 / 13.9 Kg

Loading Quantity 20' / 40GP / 40HQ:
245 / 495 / 570



JC-65EW

65L

460x738x520 / 510x780x570 mm
110/220V ~ 50/60Hz / 70W
12-23°C (54-74°F)
19 / 21.2 Kg
132 / 275 / 304



JC-33AP

33L [JC-33APFW](#) / [JC-33APEW](#)

355 x 483 x 510 / 415x530x553 mm
110/220V ~ 50/60Hz / 60W
12-23°C (54-74°F)
11.8 / 13.9 Kg
245 / 495 / 570
Cooling & Heating



CC-26A

26L CC-26AMH / CC-26AEH / CC-26AFH-1

252x536x515 / 300x590x555 mm
110/220V ~ 50/60Hz / 60W
12-23°C (54-74°F)
10.5kg / 12.3 Kg
315 / 642 / 730
Cooling & Heating, Humidity increased system



CC-16A

16L CC-16AMH / CC-16AEWH

252x366x515 / 295x425x548 mm
110/220V ~ 50/60Hz / 60W
12-23°C (54-74°F)
8kg / 9.3 Kg
425 / 917 / 1002
Cooling & Heating



CC-23B

23L CC-23BMH / CC-23BEH

252x456x515 / 300x510x555 mm
110/220V ~ 50/60Hz / 60W
12-23°C (54-74°F)
9.4kg / 11.4 Kg
354 / 738 / 838
Cooling & Heating



CC-33A

33L CC-33AMH / CC-33AEH

252x616x515 / 300x670x555 mm
110/220V ~ 50/60Hz / 60W
12-23°C (54-74°F)
11.8 / 14.1 Kg
272 / 560 / 640
Cooling & Heating

Model

Net Volume / Model

Unit / Packing Dimension (W x H x D)
Voltage / Frequency / Power Input
Temperature Range
NW/GW
Loading Quantity 20'/40GP/40HQ
Function



CC-48AEH

48L

355x510x645 / 450x763x595 mm
110/220V ~ 50/60Hz / 60W
12-23°C (54-74°F)
14.9 / 17.1 Kg
190 / 393 / 440
Cooling & Heating



CC-23AMT

23L

272x481x521 / 333x548x578 mm
100-240V ~ 50Hz/60Hz / 55W
18-23°C (64-74°F)
12 / 15.8 Kg
288 / 592 / 676
Cooling & Heating, Humidity control



CC-48AMT

48L

355x675x522 / 450x763x595 mm
100-240V ~ 50Hz/60Hz / 75W
18-23°C (64-74°F)
18.5 / 21.8 Kg
144 / 294 / 327(3A)
Cooling & Heating, Humidity control



CC-3A

3L

264x122x264 / 318x173x318 mm
100-240V ~ 50Hz/60Hz / 13W
21°C (70°F)
2.5 / 3.2 Kg
1732 / 3550 / 4038
Cooling & Heating, Humidity control

Model

Net Volume / Model

Unit / Packing Dimension (W x H x D)
Voltage / Frequency / Power Input
Temperature Range
NW/GW
Loading Quantity 20'/40GP/40HQ
Function



Wine Preserver

Open Any Wine Bottle To Enjoy For Days.



JC-8DJW
2 8L

Unit / Packing Dimension (W x H x D):
325x533x320 / 405x675x440 mm

Voltage / Frequency / Power Input:
100-240V ~ 50Hz/60Hz / 55W

Temperature Range:
8°C/12°C/16°C (46°F/54°F/61°F)

NW/GW:
15.5 / 20 kg

Loading Quantity 20' / 40GP / 40HQ:
240 / 510 / 594





JC-14BF

14L

Unit / Packing Dimension (W x H x D):
409x460x288 / 460x555x348 mm

Voltage / Frequency / Power Input:
110/220V ~ 50/60Hz / 50W

Temperature Range:
8-18°C (46-66°F)

NW/GW:
9.5 / 11.8 Kg

Loading Quantity 20' / 40GP / 40HQ:
346 / 707 / 800



MC-10A

9.7L

Unit / Packing Dimension (W x H x D):
343x588x150 / 412x658x235 mm

Voltage / Frequency / Power Input:
110/220V ~ 50/60Hz / 55/65W

Temperature Range:
8 - 15°C

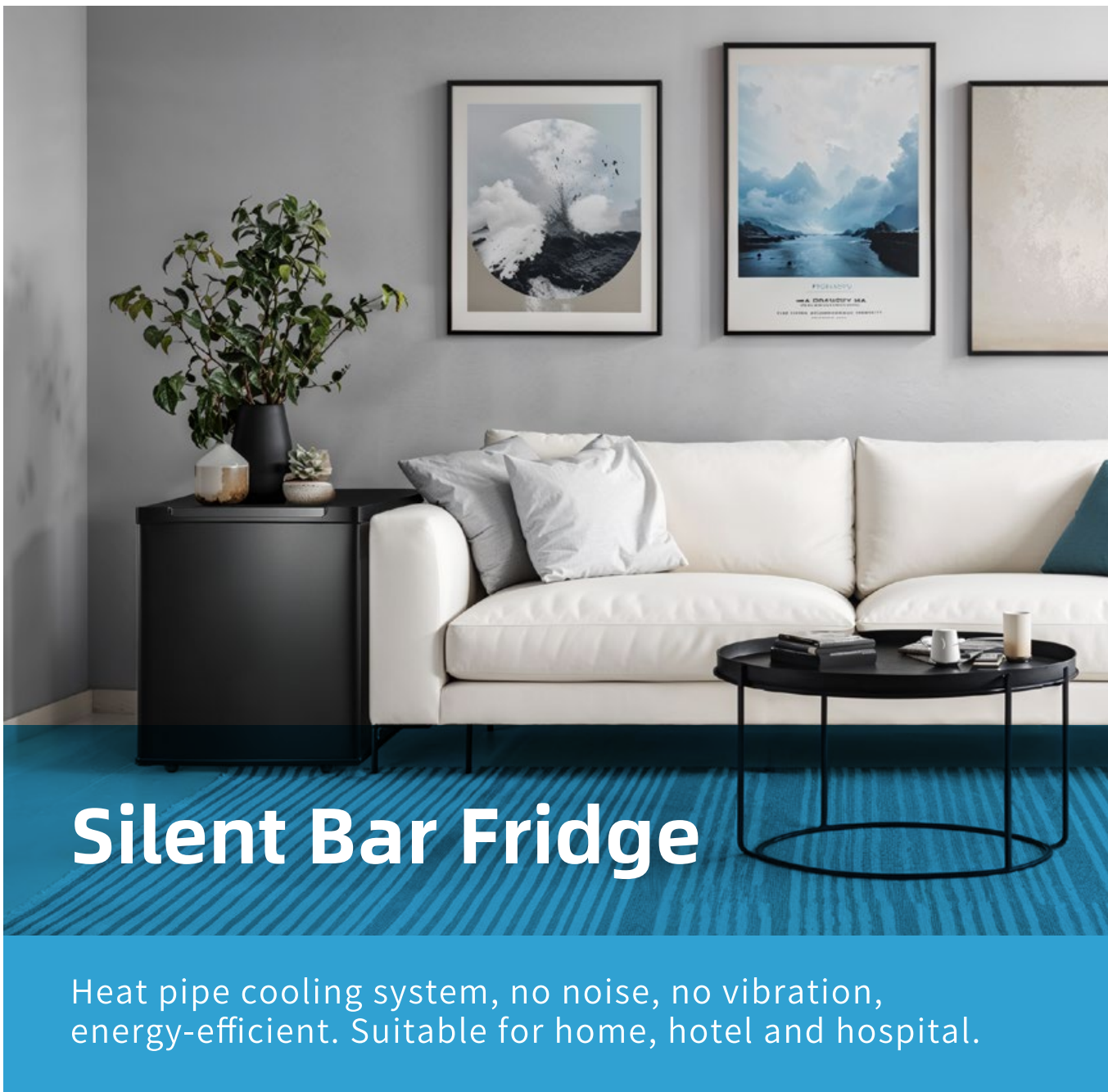
NW/GW:
15.5 / 20 kg

Loading Quantity 20' / 40GP / 40HQ:
480 / 990 / 1103



Cosmetic Cooler

Keep fresh cosmetics,
save room space.



Silent Bar Fridge

Heat pipe cooling system, no noise, no vibration, energy-efficient. Suitable for home, hotel and hospital.



BC-17U1

17L

Unit / Packing Dimension (W x H x D):
385x341x415 / 423x390x460 mm

Voltage / Frequency / Power Input:
100-240V ~ 50Hz/60Hz / 50W

Temperature Range:
4.5°C - 15°C

NW/GW:
7.6 / 8.9 Kg

Loading Quantity 20'/40GP/40HQ:
335 / 720 / 900





BC-17U2P

17L

385x341x415 / 423x390x460 mm
100-240V~ 50Hz/60Hz / 45W
4.5°C - 15°C
8 / 9 Kg
335 / 720 / 900



BC-25A

25L

385x490x370 / 448x588x438 mm
110/220V ~ 50/60Hz / 50W
5-15°C
10.5 / 11.8 Kg
243 / 490 / 590



BC-25A-G

25L

385x490x370 / 448x588x438 mm
110/220V ~ 50/60Hz / 50W
12°C-18°C
11.7 / 13.1 Kg
243 / 490 / 590



BC-30C

30L

420x475x390 / 475x547x439 mm
110/220V ~ 50/60Hz / 45W
6.5°C-15°C
9.5 / 11 Kg
192 / 400 / 464

Model

Net Volume / Model

Unit / Packing Dimension (W x H x D)
Voltage / Frequency / Power Input
Temperature Range
NW/GW
Loading Quantity 20'/40GP/40HQ



BC-30D

30L

420x475x390 / 475x547x439 mm
110/220V ~ 50/60Hz / 45W
4.5-15.5°C
9.5 / 11 Kg
192 / 400 / 464



BC-30C-G

30L

420x475x390 / 475x547x439 mm
110/220V ~ 50/60Hz / 45W
10-18°C
9.5 / 11 Kg
192 / 400 / 464



BC-40CP

40L

420x580x430 / 485x635x490 mm
110/220V ~ 50/60Hz / 45W
5-15°C
11.8 / 13.95 Kg
212 / 433 / 450



BC-40CP-G

40L

420x580x430 / 485x635x490 mm
110/220V ~ 50/60Hz / 45W
10-18°C
15.2 / 19.3 Kg
212 / 433 / 450

Model

Net Volume / Model

Unit / Packing Dimension (W x H x D)
Voltage / Frequency / Power Input
Temperature Range
NW/GW
Loading Quantity 20'/40GP/40HQ



Bar Fridge

No compressor, compact size, environmental friendly, energy saving.



BC-17SH / BC-17A1
17L

385x341x415 / 423x390x460 mm
110/220V ~ 50/60Hz / 50W
4.5 - 15°C (Foam Door)
Cooling: 6-15°C / Heating: 28-48°C (Glass Door)
8 / 10.4Kg
335 / 720 / 900



BC-30AF / BC-30A
30L

420x485x402 / 482x546x449 mm
110/220V ~ 50/60Hz / 50W
6.5 - 15°C (Foam Door)
10 - 18°C (Glass Door)
11.8 / 13.7 Kg
236 / 502 / 580



BC-42A / BC-42B1
42L

420x508x425 / 460x550x470 mm
110/220V ~ 50/60Hz / 50W
5 - 15°C (Foam Door)
12 - 18°C (Glass Door)
11.8 / 13.5 Kg
240 / 500 / 585



BC-46S
46L

435x510x480 / 495x550x540 mm
110/220V ~ 50/60Hz / 75W
5°C-15°C (Foam Door) / 8 - 18°C (Glass Door)
14.8 / 16.6 Kg
176 / 368 / 456



BC-50B
50L

500x518x422 / 547x565x466 mm
110/220V ~ 50/60Hz / 50W
6.5 - 15°C
13.4 / 15.3 Kg
192 / 400 / 464



BC-65S
65L

460x735x540 / 510x780x570 mm
100-240V ~ 50Hz/60Hz / 75W
6.5 - 15°C
15.2 / 17.8 Kg
132 / 275 / 304

Model


Net Volume / Model

Unit / Packing Dimension (W x H x D)
Voltage / Frequency / Power Input
Temperature Range
Temperature Range
NW/GW (Foam Door / Glass Door))
Loading Quantity 20' / 40GP / 40HQ

Model

Net Volume / Model

Unit / Packing Dimension (W x H x D)
Voltage / Frequency / Power Input
Temperature Range
Temperature Range
NW/GW
Loading Quantity 20' / 40GP / 40HQ



Retro Mini Bar

Stylish and elegant design, perfect for all sorts of families, blend into your home decor.



BC-30AP-1

30L

Dimension (W x H x D):

420x485x402 mm / 482x546x469 mm

Voltage / Frequency:

110/220V ~ 50/60Hz

Temperature Range:

10°C - 18°C

Loading Quantity 20'/40GP/40HQ:

228 / 463 / 484



Power Input:

50W

NW/GW:

11.8 / 13.7 Kg



BC-17A3

17L

385x341x415 / 465x396x430mm

220V ~ 50Hz / 50W

4.5 - 15°C

7.3 / 8.6 Kg

350 / 725 / 862



BC-23A3

23L

389x503x368 / 448x588x438mm

220V~50HZ / 50W

5°C - 15°C

8.4 / 10.2 Kg

272 / 549 / 621



BC-28A3

28L

424x498x397 / 485x545x453 mm

220V~50HZ / 50W

6.5°C - 15°C

8.5 / 10.3 Kg

240 / 488 / 581

More Color:



Model

Net Volume / Model

Unit / Packing Dimension (W x H x D)

Voltage / Frequency / Power Input

Temperature Range

NW/GW

Loading Quantity 20'/40GP/40HQ



Ice Cream Maker

More safer, reliable and convenient way of homemade ice cream.



ICM-1000C / ICM-1000D

1000ml

Dimension (W x H x D):

218x255x278 mm (Unit) / 265x353x335 mm (Packing)

Voltage / Frequency:

110/220V ~ 50/60Hz

Power Input:

135W

Loading Quantity 20'/40GP/40HQ:

836 / 1749 / 2020

NW/GW:

4.2 / 5.1 kg

Color:



ICM-1000C



ICM-1000D





ICM-500A

500ml

Unit / Packing Dimension (W x H x D):
170x190x240 / 214x279x282 mm

Voltage / Frequency:
100-240V ~ 50Hz/60Hz

Power Input:
60W

NW/GW:
2.2 / 3.4 Kg

Loading Quantity 20'/40GP/40HQ:
1720 / 3540 / 4035



ICM-700A

700ml

Unit / Packing Dimension (W x H x D):
185x238x265 / 309x312x277 mm

Voltage / Frequency:
100-240V ~ 50Hz/60Hz

Power Input:
90W

NW/GW:
2.55 / 3.6 Kg

Loading Quantity 20'/40GP/40HQ:
1074 / 2230 / 2550



ICM-700B

700ml

Unit / Packing Dimension (W x H x D):
185x238x265 / 309x312x277 mm

Voltage / Frequency:
100-240V ~ 50Hz/60Hz

Power Input:
90W

NW/GW:
2.55 / 3.6 Kg

Loading Quantity 20'/40GP/40HQ:
1074 / 2230 / 2550



ICM-700C

700ml

Unit / Packing Dimension (W x H x D):
185x238x265 / 309x312x277 mm

Voltage / Frequency:
100-240V ~ 50Hz/60Hz

Power Input:
90W

NW/GW:
2.55 / 3.6 Kg

Loading Quantity 20'/40GP/40HQ:
1074 / 2230 / 2550





ICM-700D

700ml

Unit / Packing Dimension (W x H x D):
185x238x265 / 309x312x277 mm

Voltage / Frequency:
100-240V ~ 50Hz/60Hz

Power Input:
90W

NW/GW:
2.55 / 3.6 Kg

Loading Quantity 20'/40GP/40HQ:
1074 / 2230 / 2550



ICM-1000A

1000ml

Unit / Packing Dimension (W x H x D):
218x215x300 / 274x283x349 mm

Voltage / Frequency:
100-240V ~ 50Hz/60Hz

Power Input:
110W

NW/GW:
3.44 / 4.64 Kg

Loading Quantity 20'/40GP/40HQ:
1069 / 2200 / 2510



ICM-1000B

1000ml

Unit / Packing Dimension (W x H x D):
218x215x300 / 274x283x349 mm

Voltage / Frequency:
100-240V ~ 50Hz/60Hz

Power Input:
110W

NW/GW:
3.44 / 4.64 Kg

Loading Quantity 20'/40GP/40HQ:
1069 / 2200 / 2510





FX-CS400A

1500ml

Dehumidifying Quantity:
400ml/d (30°C, RH=80%)

Dimension (W x H x D):
204x335x142 mm (Unit)
260x410x192 mm (Packing)

Voltage / Frequency:
110/220V ~ 50/60Hz

Loading Quantity 20'/40GP/40HQ:
1140 / 2464 / 3136

Noise:
<45dB

Power Input:
55W

Use Temperature:
15-40°C

NW/GW:
2 / 2.5 Kg



CS-500B

750ml

Dehumidifying Quantity:
400ml/d (30°C, RH=80%)

Dimension (W x H x D):
174x174x295 mm(Unit)
228x225x352 mm(Packing)

Voltage / Frequency:
110/220V ~ 50/60Hz

Loading Quantity 20'/40GP/40HQ:
1560 / 3120 / 3640

Noise:
<45dB

Power Input:
50W

Use Temperature:
15-40°C

NW/GW:
1.8 / 2.3 Kg





Dehumidifier

Smart size easy to move, Ultra-quiet operation, keep your room dry and comfortable.



CS-1000A 1800ml

Dehumidifying Quantity:
800ml/d (30°C, RH=80%)

Dimension (W x H x D):
230x230x355 mm (Unit) /
274x274x398 mm (Packing)

Voltage / Frequency:
100-240V~ 50Hz/60Hz

Loading Quantity 20'/40GP/40HQ:
1006 / 2062 / 2064

Noise:
<55dB

Power Input:
100W

Use Temperature:
15-40°C

NW/GW:
3.6 / 4.2 Kg





Heating & Cooling Sleeping Mattress

Good sleep makes you energetic everyday!



CD-Z4B

1000ml

Dimension (W x H x D):

255x220x288 mm (Unit) / 570x300x352mm (Packing)

Voltage / Frequency:

110/220V ~ 50/60Hz

Power Input:

155W

Temperature Range:

12 - 48°C / 54°F - 118°F

Ambient Temperature:

10°C - 32°C

Loading Quantity 20'/40GP/40HQ:

508 / 1029 / 1152

NW/GW:

4.8 / 8.8 kg





New Launch

Make your life more comfortable!



Cooling Bag (SC-08-DL1)

12L

Unit / Packing Dimension (W x H x D):
350x235x210 / 390x263x240 mm

Voltage / Frequency / Power Input:
DC12V / 50W

NW/GW:
1.6 Kg

Temperature Range:
12°C - 18°C



Cooling & Heating Bag (SC-08-LN-1)

14L

Unit / Packing Dimension (W x H x D):
350x250x260 / 390x263x240 mm

Voltage / Frequency / Power Input:
DC12V / 50W

NW/GW:
1.7 Kg

Temperature Range:
12°C - 45°C



Milk cooler (NC-06A)

0.6L

Unit Dimension (W x H x D):
143x166x228mm

Voltage / Frequency / Power Input:
100-240V~ 50Hz/60Hz / ≤25W

NW/GW:
≤1.5 Kg

Temperature Range:
4°C



Cooling & Heating Cup (LRB-350B)

350ml

Unit / Packing Dimension (W x H x D):
192x120x42 / 240x168x168 mm

Voltage / Frequency / Power Input:
100/240V ~ 50/60Hz / 36W

NW/GW:
0.42 / 0.84 Kg



Insulin Cooling Box

<5L

Unit Dimension (W x H x D):
210x95x100 mm

Voltage / Frequency / Power Input:
100-240V~ 50Hz/60Hz / 15W

Battery Capacity:
10200mAh

NW/GW:
≤1.5 Kg

Temperature Range:
>21°C



Cooling Suit JWY-1B

Unit Dimension (W x H x D):
228x135x358 mm

Voltage / Frequency / Power Input:
DC11V / 30W

Battery Capacity/battery life:
9600mAh / 4H

NW/GW:
1.75 / 2.3 Kg

Temperature Range:
25°C - 45°C



CONTACT INFO



86-757-28819622



en.fuxin-cn.com
info@fuxin-cn.com



No.20 Keyuan Road 3,Gaoli,
Ronggui,Shunde,Guangdong,PRC